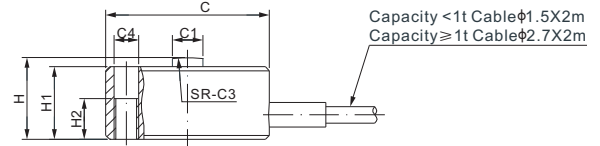
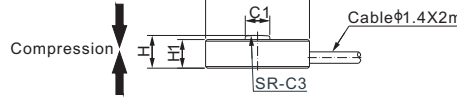
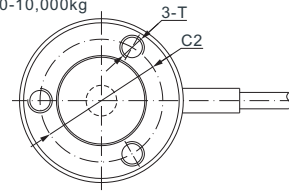
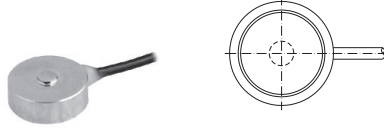


Capacity: 10-100kg

Capacity: 250-10,000kg



DIMENSIONS

RATED CAPACITY	C	C1	C2	C3	C4	H	H1	H2	T
247ASLH:									
kg/mm									
10	9.7	2.3	-	12.7	-	3.6	3.2	-	-
25-100	12.7	3.0	-	19.1	-	4.5	4.0	-	-
250-500	20.0	3.8	15.0	15.0	3.0	10.0	8.9	5.0	M3
1,000-2,000	37.6	10.9	31.8	76.2	3.5	16.0	14.0	6.4	M3
5,000-10,000	50.3	15.2	41.4	200	-	25.4	22.4	-	M4
247ASLHUN:									
kg/mm									
250-500	20.0	3.8	15.0	15.0	3.0	10.0	8.9	5.0	#6-32 UNC-2B
1,000-2,000	37.6	10.9	31.8	76.2	3.5	16.0	14.0	6.4	#6-32 UNC-2B
5,000-10,000	50.3	15.2	41.4	200	-	25.4	22.4	-	#6-32 UNC-2B

SPECIFICATIONS

Full Scale Output	Cap. ≤10kg: ≥0.8 mV/V; Cap. >10kg: 2.0 mV/V ± 20%	Recommended Excitation	Cap. ≤10kg: 5V (7V Maximum) Cap. >10kg: 10V (15V Maximum)
Zero Balance	Cap. ≤10kg: ±0.03 mV/V Cap. >10kg: ±0.04 mV/V	Element Material	17-4PH Stainless Steel
Non-linearity	< ±0.5%	Insulation Resistance	>2 [50V DC] GΩ
Repeatability	< ±0.5%	Nominal Temperature Range	-10°C to 40°C / 14°F to 104°F
Hysteresis Error	< ±0.5%	Safe Overload	150% of full scale
Creep in 30 min.	< ±0.5%	Breaking Overload	300% of full scale
Input Resistance	Cap. ≤500kg: 375 Ω ± 25; Cap. >500kg: 700 Ω ± 25	Seal Type / IP Rating	Environmentally Sealed / IP66
Output Resistance	Cap. ≤500kg: 350 Ω ± 3; Cap. >500kg: 700 Ω ± 3	Cable Color Code	Exc+ Red Exc- Black Sig+ Green Sig- White Shield Bare

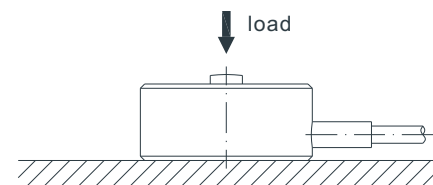
PART NUMBER*

Rated Capacity	Part No.	Weight (kg) Approx.
10-100kg, No thread		
10kg.....	247ASLH-10kg.....	0.09
25kg.....	247ASLH-25kg.....	0.09
50kg.....	247ASLH-50kg.....	0.09
100kg.....	247ASLH-100kg.....	0.09
250kg to 2t, Metric thread		
250kg.....	247ASLH-250kg.....	0.11
500kg.....	247ASLH-500kg.....	0.11
1t.....	247ASLH-1t.....	0.19
2t.....	247ASLH-2t.....	0.19
5t.....	247ASLH-5t.....	0.42
10t.....	247ASLH-10t.....	0.42

PART NUMBER*

Rated Capacity	Part No.	Weight (kg) Approx.
250kg to 2t, Imperial thread		
250kg.....	247ASLHUN-250kg.....	0.11
500kg.....	247ASLHUN-500kg.....	0.11
1t.....	247ASLHUN-1t.....	0.19
2t.....	247ASLHUN-2t.....	0.19
5t.....	247ASLHUN-5t.....	0.42
10t.....	247ASLHUN-10t.....	0.42

APPLICATION EXAMPLES



* ATEX, FM, IECEx approved versions carry the "-Ex" suffix.